



*Through three decades,
N.E.C. has earned an outstanding
reputation for our quality,
innovative processes
and on-time services
to our customers.*



ELBOWS

Galvanized, EMT, &
Aluminum



NIPPLES

Galvanized & Aluminum



COUPLINGS

Galvanized & Aluminum

**PRODUCT INFORMATION
CATALOG**



CONTACT US

281-405-8240



www.nec-inc.com





ELBOWS - Galvanized Rigid 90 and 45 Degree

Pipe Size (in)	Standard Carton Qty	Weight Per Carton (Lbs)	Weight Per 100pcs (Lbs)	Minimum Centerline Radius	Straight Length Each End	Offset "H"
1/2"	50	39	78	4"	2-7/8"	6-7/8"
3/4"	50	56	111	4-1/2"	2-7/8"	7-3/8"
1"	20	38	191	5-3/4"	3-1/2"	9-1/4"
1-1/4"	20	62	312	7-1/4"	3-1/4"	10-1/2"
1-1/2"	20	85	424	8-1/4"	3-5/8"	11-7/8"
2"	10	66	658	9-1/2"	4-1/2"	14"
2-1/2"	100	1177	1177	10-1/2"	5-1/2"	16"
3"	50	925	1850	13"	6-1/8"	19-1/8"
3-1/2"	35	902	2578	15"	7-1/8"	22-1/8"
4"	25	804	3216	16"	7-1/8"	23-1/8"
5"	Bulk	Bulk	6700	24"	11"	35"
6"	Bulk	Bulk	11183	30"	12"	42"

Elbows with less than 90* degree bends available
GRC ELBOWS UL listed file E100475 (UL 6)

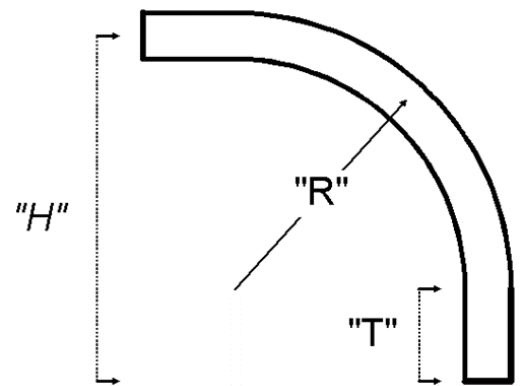
Rigid Couplings

Pipe Size (in)	Standard Carton Qty	Weight Per Carton (Lbs)	Weight Per 100pcs (Lbs)
1/2"	100	14	14
3/4"	50	10	20
1"	30	9	21
1-1/4"	25	9	39
1-1/2"	25	14	56
2"	20	14	73
2-1/2"	24	44	185
3"	16	36	226
3-1/2"	12	43	358
4"	10	40	400
5"	Bulk		497
6"	Bulk		816

ELBOWS - EMT 90 and 45 Degree

Pipe Size (in)	Standard Carton Qty	Weight Per Carton (Lbs)	Weight Per 100pcs (Lbs)	Minimum Centerline Radius	Straight Length Each End	Offset "H"
1/2"	50	15	30	4"	2-7/8"	6-7/8"
3/4"	50	21	42	4-1/2"	2-7/8"	7-3/8"
1"	20	18	90	5-3/4"	3-1/2"	9-1/4"
1-1/4"	20	28	140	7-1/4"	3-1/4"	10-1/2"
1-1/2"	20	40	200	8-1/4"	3-5/8"	11-7/8"
2"	10	28	280	9-1/2"	4-1/2"	14"
2-1/2"	100	486	486	10-1/2"	5-1/2"	16"
3"	50	352	704	13"	6-1/8"	19-1/8"
3-1/2"	35	371	1059	15"	7-1/8"	22-1/8"
4"	25	319	1274	16"	7-1/8"	23-1/8"

Elbows with less than 90* degree bends available
EMT ELBOWS UL listed file E102090 (UL 797)





NIPPLES - Galvanized

Pipe Size (in)	Close Length (in)	CLOSE		1-1/2"		2"		2-1/2"		3"		3-1/2"	
		Std Ctn Qty	Lbs per 100	Std Ctn Qty	Lbs per 100	Std Ctn Qty	Lbs per 100	Std Ctn Qty	Lbs per 100	Std Ctn Qty	Lbs per 100	Std Ctn Qty	Lbs per 100
1/2"	1-1/8"	25	6	25	8	25	12	25	15	25	19	25	22
3/4"	1-3/8"	25	9	25	9	25	14	25	19	25	24	25	28
1"	1-1/2"	25	16			25	22	25	28	25	36	25	43
1-1/4"	1-5/8"	25	22			25	28	25	37	25	47	25	55
1-1/2"	1-3/4"	25	28			25	34	25	44	25	56	25	68
2"	2"	25	44					25	59	25	72	25	88
2-1/2"	2-1/2"	10	84							10	100	10	120
3"	2-5/8"	10	118							10	130	10	157
3-1/2"	2-3/4"	10	160										
4"	2-7/8"	10	180										
5"	3"		240										
6"	3-1/8"		350										

Nipples longer than 12" lengths or special threading available upon request

NIPPLES - Galvanized

Pipe Size (in)	4"		5"		6"		8"		10"		12"	
	Std Ctn Qty	Lbs per 100	Std Ctn Qty	Lbs per 100	Std Ctn Qty	Lbs per 100	Std Ctn Qty	Lbs per 100	Std Ctn Qty	Lbs per 100	Std Ctn Qty	Lbs per 100
1/2"	25	26	25	33	25	40	25	54	25	68	25	82
3/4"	25	34	25	43	25	52	25	73	25	89	25	109
1"	25	49	25	64	25	78	25	109	25	138	25	166
1-1/4"	25	66	25	84	25	100	15	136	15	176	15	216
1-1/2"	25	80	25	103	25	122	10	170	10	216	10	260
2"	25	103	25	132	25	160	10	220	10	285	10	335
2-1/2"	10	150	10	197	10	240	5	329	5	422	5	505
3"	10	200	10	260	10	300	5	411	5	528	5	630
3-1/2"	10	240	10	320	10	373	5	510	5	655	5	785
4"	5	285	5	380	5	440	2	600	2	775	2	925
5"				480		600		825		1055		1260
6"				660		820		1125		1440		1720

Nipples longer than 12" lengths or special threading available upon request

GRC NIPPLES UL listed file E100475 (UL 6)





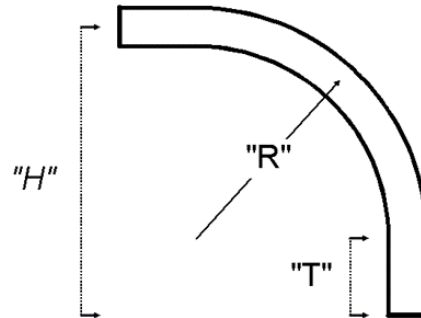
LARGE RADIUS ELBOWS - Galvanized Rigid

Pipe Size (in)	RADIUS / Lbs Each					
	15"	18"	24"	30"	36"	48"
1"	6	6	8	9	10	13
1-1/4"	7	9	11	12	14	18
1-1/2"	9	10	13	15	17	21
2"	12	14	17	20	22	29
2-1/2"	19	21	26	31	35	45
3"	25	28	35	41	46	59
3-1/2"		34	42	49	55	71
4"		40	49	58	65	84
5"			STD	77	87	112
6"				STD	121	156

GRC ELBOWS UL listed file E100475 (UL 6)

DIMENSIONS OF LARGE RADIUS 90 DEGREE ELBOWS

RADIUS "R"	TANGENT "T"	OFFSET "H"	UNBENT LENGTH
15"	9"	24"	46"
18"	10"	28"	48"
24"	11"	35"	59"
30"	11"	41"	69"
36"	11"	47"	78"
48"	12"	60"	108"
60"	12"	72"	118"



LARGE RADIUS ELBOWS - EMT

Pipe Size (in)	RADIUS / Lbs Each					
	15"	18"	24"	30"	36"	48"
1-1/4"		4				
1-1/2"	4	4	5	6	7	9
2"	5	6	7	8	9	12
2-1/2"	7		11	12	13	18
3"		10	13	15	16	21
3-1/2"			16	19	22	28
4"				21	24	31

EMT ELBOWS UL listed file E102090 (UL 797)



ELBOWS - Aluminum 90 and 45 Degree

Pipe Size	Standard Carton Qty	Weight Per Carton (Lbs)	Weight Per 100pcs (Lbs)	Minimum Centerline Radius	Straight Length Each End	Offset "H"
1/2"	50	13	26	4"	2-7/8"	6-7/8"
3/4"	50	18	36	4-1/2"	2-7/8"	7-3/8"
1"	20	13	63	5-3/4"	3-1/2"	9-1/4"
1-1/4"	20	20	101	7-1/4"	3-1/4"	10-1/2"
1-1/2"	20	28	140	8-1/4"	3-5/8"	11-7/8"
2"	10	23	230	9-1/2"	4-1/2"	14"
2-1/2"	100	408	408	10-1/2"	5-1/2"	16"
3"	50	320	641	13"	6-1/8"	19-1/8"
3-1/2"	35	313	893	15"	7-1/8"	22-1/8"
4"	25	278	1114	16"	7-1/8"	23-1/8"
5"	Bulk	Bulk	2472	24"	11"	35"
6"	Bulk	Bulk	3872	30"	12"	42"

Aluminum Couplings

Pipe Size	Standard Carton Qty	Weight Per Carton (Lbs)	Weight Per 100pcs (Lbs)
1/2"	100	6	6
3/4"	50	5	9
1"	30	4	13
1-1/4"	25	5	19
1-1/2"	25	6	23
2"	20	7	35
2-1/2"	24	16	68
3"	16	15	91
3-1/2"	12	13	108
4"	10	14	142
5"	Bulk		242
6"	Bulk		320

Elbows with less than 90* degree bends available

ALUM ELBOWS UL listed file E215519 (UL 6A)

RUNNING THREAD PIPE - Rigid Conduit

3 foot lengths

Pipe Size (in)	Pieces per Carton	Weight Per Carton (Lbs)	Weight Per 100pcs (Lbs)	Threads Per Inch (Pitch)
1/2"	20	37	186	14
3/4"	25	64	255	14
1"	20	62	309	11-1/2
1-1/4"	12	51	426	11-1/2
1-1/2"	15	54	540	11-1/2
2"	8	60	750	11-1/2
2-1/2"	4	46	1149	8
3"	3	45	1500	8
3-1/2"	2	38	1900	8
4"	2	43	2148	8





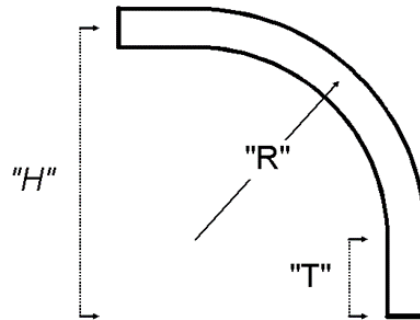
LARGE RADIUS ELBOWS - Aluminum

Pipe Size (in)	RADIUS / Lbs Each					
	15"	18"	24"	30"	36"	48"
1"	2	2	3	3	4	5
1-1/4"	2	3	4	4	5	6
1-1/2"	3	4	5	5	6	8
2"	4	5	6	7	8	10
2-1/2"	7	8	9	11	12	16
3"	9	10	12	14	16	21
3-1/2"		12	14	17	19	25
4"		14	17	20	23	29
5"			STD	29	32	42
6"				STD	42	54

ALUM ELBOWS UL listed file E215519 (UL 6A)

DIMENSIONS OF LARGE RADIUS 90 DEGREE ELBOWS

RADIUS "R"	TANGENT "T"	OFFSET "H"	UNBENT LENGTH
15"	9"	24"	46"
18"	10"	28"	48"
24"	11"	35"	59"
30"	11"	41"	69"
36"	11"	47"	78"
48"	12"	60"	108"
60"	12"	72"	118"





NIPPLES - Aluminum

Pipe Size (in)	Close Length (in)	CLOSE		1-1/2"		2"		2-1/2"		3"		3-1/2"	
		Std Ctn Qty	Lbs per 100	Std Ctn Qty	Lbs per 100	Std Ctn Qty	Lbs per 100	Std Ctn Qty	Lbs per 100	Std Ctn Qty	Lbs per 100	Std Ctn Qty	Lbs per 100
1/2"	1-1/8"	25	2	25	3	25	4	25	5	25	7	25	8
3/4"	1-3/8"	25	3	25	3	25	5	25	7	25	9	25	10
1"	1-1/2"	25	4			25	7	25	8	25	12	25	14
1-1/4"	1-5/8"	25	7			25	10	25	13	25	16	25	20
1-1/2"	1-3/4"	25	10			25	12	25	16	25	20	25	24
2"	2"	25	16					25	22	25	27	25	32
2-1/2"	2-1/2"	10	22							10	30	10	39
3"	2-5/8"	10	24							10	42	10	53
3-1/2"	2-3/4"	10	42										
4"	2-7/8"	10	51										
5"	3"		71										
6"	3-1/8"		105										

Nipples longer than 12" lengths or special threading available upon request

NIPPLES - Aluminum

Pipe Size (in)	4"		5"		6"		8"		10"		12"	
	Std Ctn Qty	Lbs per 100	Std Ctn Qty	Lbs per 100	Std Ctn Qty	Lbs per 100	Std Ctn Qty	Lbs per 100	Std Ctn Qty	Lbs per 100	Std Ctn Qty	Lbs per 100
1/2"	25	9	25	12	25	14	25	19	25	24	25	29
3/4"	25	12	25	15	25	18	25	25	25	31	25	38
1"	25	16	25	21	25	26	25	36	25	45	25	55
1-1/4"	25	23	25	29	25	36	15	49	15	62	15	75
1-1/2"	25	28	25	36	25	44	10	59	10	74	10	90
2"	25	38	25	48	25	58	10	76	10	100	10	120
2-1/2"	10	47	10	64	10	80	5	114	5	149	5	180
3"	10	64	10	86	10	108	5	152	5	198	5	240
3-1/2"	10	75	10	101	10	128	5	180	5	234	5	266
4"	5	87	5	118	5	149	2	212	2	274	2	336
5"				155		197		281		366		450
6"				208		263		372		481		591

Nipples longer than 12" lengths or special threading available upon request

ALUM NIPPLES UL listed file E215519 (UL 6A)





TERMS AND CONDITIONS

- Distribution:** All of NEC, Inc products are sold exclusively through electrical distributors.
- Minimum Order:** \$250.00* - orders of less than \$250 net value will be invoiced at \$250
- Payment Terms:** 2% 10th Prox., Net 31 days, pending credit authorization
- Delivery:** Delivery date given prior to or after placement of an order is determined to the best of our ability based on our normal production cycle. The delivery date is in no way guaranteed unless otherwise specified in writing. Therefore, NEC, Inc is not indemnitor for any damages, losses, or claims whatsoever due to inability to meet such delivery date.
- Freight Policy:** F.O.B. point of shipment.
- ◆ Freight allowance on orders exceeding \$1,500.00 (net), based on a single order which is to be routed in one shipment to a single destination by common carrier via best way.
 - ◆ Additional requirements will be handled pre-paid and charged or collect.
 - ◆ Shipments will be completed without back orders, if a partial shipment is requested on freight allowed, freight allowance will be allowed on the portion having the greater weight.
 - ◆ Purchaser is responsible to immediately inspect all goods at the time of delivery and inform driver of any damages or loss of goods; to facilitate a proper claim.
- Shortages:** No shortage claims will be recognized unless such shortage is reported to NEC within five (5) days from receipt of shipment at destination. Any damages must be reported day material is received.
- Returns:** No return material will be accepted by NEC, Inc without prior written approval and knowledge of NEC, Inc. Any and all special made material is not eligible for return. N.E.C., Inc. reserves the right to correct any obvious errors in pricing, including those caused by system malfunctions or clerical mistakes, and may cancel or modify orders placed at incorrect prices at our sole discretion. Customers will be notified in the event of such a price correction and given the option to proceed at the corrected price or cancel their order.
- Warranty:** Our products are warranted upon shipment to be free from defects in material and workmanship for a period of one year. No other warranty either expressed or implied, shall exist. Any claims under our warranty must be made promptly in writing. We will, at our option, repair or replace the defective product. Buyer agrees that we will not be liable for any consequential damages.
- Catalog Specification:** Catalog weights and dimensions are careful estimates but are not guaranteed.

